


Model: FD

Introduction

The most significant characteristics of our Marine Type Fire Damper is that it comes with an electrical actuator, which enables rapid closing of the damper blade when an electric signal is sent. Once the damper blade is shut, the control system will send a message to inform the control tower. The Marine Fire Damper can be operated in three ways, the manual operation mode, the electrical operation mode and activation by thermal fuse unit.

Features

- Frame constructed of high quality mild steel with flange.
- Fusible Link is 72 Degrees C as standard.
- Fire Rating: Class A-60 deck, IMO FTP Code Standard.
- Vertical or Horizontal mounting.
- Unless specified, otherwise damper comes without matching flanges.
- Electrical Actuator: ADS-B101, ADM-B102



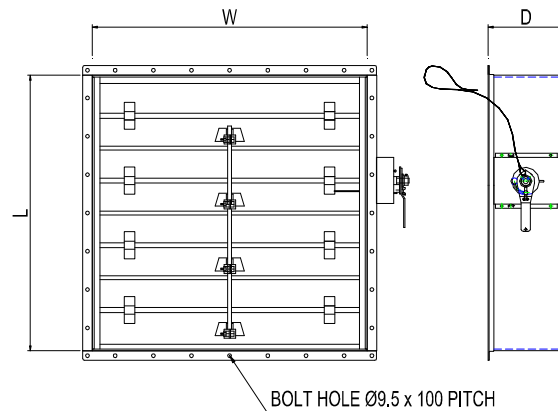
Finish

Etching primer green.

Dimension

Rectangular Type

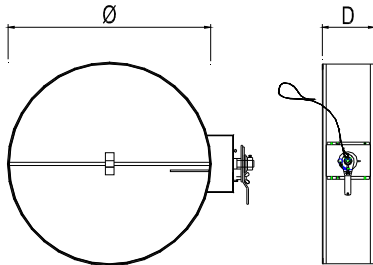
The minimum size is 150mm wide x 150mm high. The maximum single module size is 1000mm wide x 1000mm high. Standard depth of damper is 200mm. In case of width beyond 1000mm, center mullion is required.



Manual / Electrical Marine Fire Damper

Round Type

The minimum size is $\Phi 150\text{mm}$. The maximum size is $\Phi 700\text{mm}$. Standard depth of damper is 200mm.

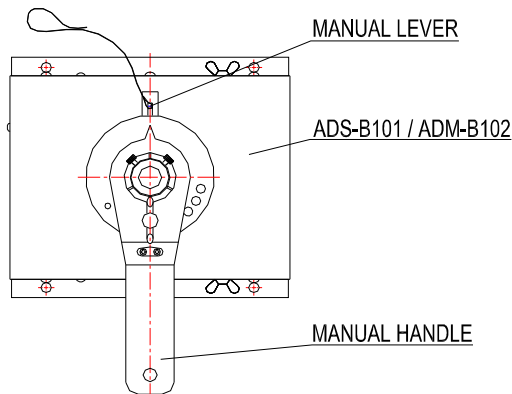


Construction

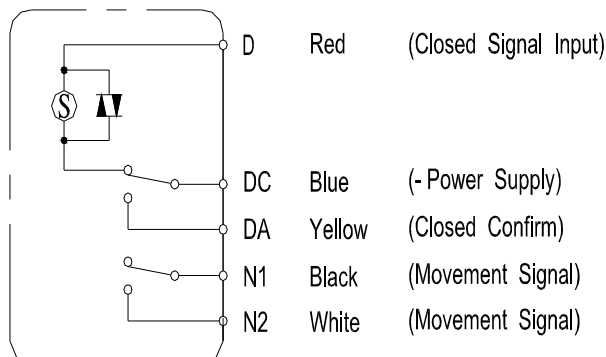
- Casing : 5.0mm steel plate
- Blade : 3.0mm steel plate
- Blade shaft : $\Phi 12.7\text{mm}$ steel round bar

Actuator

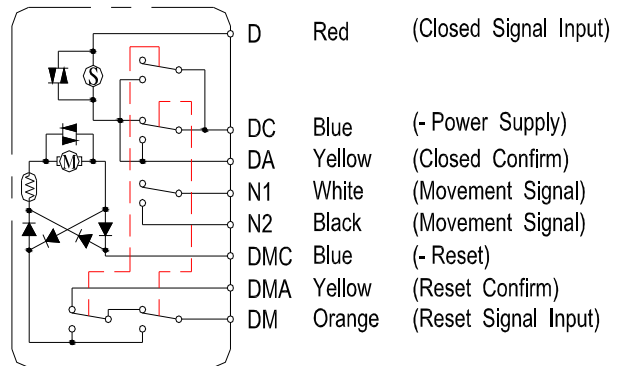
Rated Voltage	: DC 24V
Operating Voltage	: DC 18V - 30V
Confirmation	: Operation confirmation signal from built-in microswitch
Fusible Link	: 72 °C
Reset	: Manual (ADS-B101) Manual / Electrical Reset (ADM-B102)



ADS-B101:



ADM-B102:




Operation Method

The damper is fitted with an electrical actuator which enables rapid closing of the damper blades. It can be operated in three ways.

1. Manual Operation Mode


[Closing]

Pull the MANUAL LEVER. This actuates the spring to release (ADS-B101/ADM-B102) causing the damper blades to close momentarily.



[Reset]

Turn the MANUAL HANDLE counterclockwise until the indicator reaches position "O" on the scale, locking the damper blades.



2. Electrical Operation Mode

The electrical actuator closes/opens the damper blades rapidly once signal (AC/DC 24V) is received from control centre. Once the damper is closed/opened, confirmation signal and reporting signal will be sent out immediately at any time.

3. Activation by Thermal Fuse Unit

A temperature above 72 °C in the damper duct causes the temperature fuse to be melt. The shaft of the fusible link unlocks the fuse arm to activate the spring in the ADS-B101/ADM-B102, thus causing the damper blades to close in 0.5sec.